

**SUZUKI - DF 2.5**

**Motor (Jahr):** DF 2.5 (2005 Thru)

Boat Length / Description	Diam. & Pitch / Rotation	Material	Blatt	Nearest OEM Part.-No	Preis	Suzuki Prop.-Typ
General Use	7 3/8 R 4 1/2	Alum	3	58111-98465-019	55,67	A 400
General Use	7 3/8 R 5 3/8	Alum	3	58111-97J00-019	56,11	A 510

Suzuki Typ A Propellers does not include propeller bushing.

**SUZUKI - DF 4 – 5; DT 5 – 8**

**Motor (Jahr):** DF 4 (2003/2004); DF 5 (2003/2004 Thru); DT 5 (1999 Thru); DT 6 (1984 Thru); DT 8 (1983-87)

Boat Length / Description	Diam. & Pitch / Rotation	Material	Blatt	Nearest OEM Part.-No	Preis	Suzuki Prop.-Typ
General Use	7 1/2 R 6	Alum	3	58111-98602-019	60,75	C 600
General Use	7 1/2 R 6 1/2	Alum	3	58111-98641-019	60,75	C 610
General Use	7 1/2 R 7	Alum	3	58111-98651-019	60,75	C 700
General Use	7 1/2 R 6 (DF 4/5*)	Alum	3	58110-91J00-019	97,06	C 601
General Use	7 1/2 R 6 1/2 (DF 4/5*)	Alum	3	58110-91J10-019	114,70	C 611
General Use	7 1/2 R 7 (DF 4/5*)	Alum	3	58110-91J20-019	114,70	C 701
General Use	7 7/8 R 5 1/8 (DT 5/6/8*)	Alum	3	58111-98722-019	60,75	F 500
General Use	7 7/8 R 5 7/8 (DT 5/6/8*)	Alum	3	58111-99722-019	60,75	F 600
General Use	7 7/8 R 6 1/2 (DT 5/6/8*)	Alum	3	58111-99110-019	71,17	F 610
General Use	8 1/2 R 7 1/8 (DT 5/6/8*)	Alum	3	58111-96002-019	71,17	F 700
General Use	7 7/8 R 7 1/2 (DT 5/6/8*)	Alum	3	58111-99100-019	71,17	F 710

Suzuki Typ F Propellers does not include propeller bushing. Use Push-In bushing 58120-98513


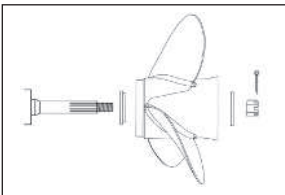
\* Suzuki DF 4/5 Typ C Propellers Years 2004 Thru

**SUZUKI - DF 6**


**Motor (Jahr):** DF 6 (2003 Thru)

Boat Length / Description	Diam. & Pitch / Rotation	Material	Blatt	Nearest OEM Part.-No	Preis	Suzuki Prop.-Typ
General Use	7 1/2 R 6	Alum	3	58110-91J00-019	97,06	C 601
General Use	7 1/2 R 6 1/2	Alum	3	58110-91J10-019	114,70	C 611
General Use	7 1/2 R 7	Alum	3	58110-91J20-019	114,70	C 701

**SUZUKI PROPELLERBEFESTIGUNG / ANODEN**



© SUZUKI MOTOR CORP. Japan



© SUZUKI MOTOR CORP. Japan

Motor:	Part-No	Preis
DF 9.9 / DF 15	57630-93900	23,80
DF 25 / DF 30	57630-96300	19,58
DF 40 – DF 70	57630-94300	28,33
DF 90 – DF 140	57630-90J00	49,50

Motor:	Part-No	Preis
DT 9.9 / DT 15	57630-93900	23,82
DT 20 / DT 25 C / DT 30 C	57630-96300	19,58
DT 40 / DT 50 / DT 65	57630-94300	28,33
DT 75 – DT 140 V-Style	57630-94300	28,33
DT 75 – DT 140 U-Style	57630-95500	23,82
DT 150 – DT 225	57630-92E00	32,84

Motor:	Part-No	Preis
DT 8 – DT 15 / DF 9.9 – DF 15	55321-93900	6,15
DT 20, DT/DF 25, DT/DF 30	55125-96310	13,30
DT/DF 40, DT/DF 50, DT 55 – 85	55125-95500	18,21
DF 60 – DF 140	55125-90J01	17,83
DT 90 – DT 100	55125-87E01	18,21
DT 150 – DT 225	55120-87801	25,78




## SUZUKI - 9.9 – 15

**Motor (Jahr):** DT9.9 (1983-87); DF9.9 / 4-Stroke (1997 Thru); DT15 (1983-88); DF15 / 4-Stroke (1997)

Boat Length / Description	Diam. & Pitch / Rotation	Material	Blatt	Nearest OEM Part.-No	Preis	Suzuki Prop.-Typ
Sailboat, Workboat	9 1/4 R 7	Alum	3	58100-93703-019	143,80	M 701
Sailboat, Workboat	9 1/4 R 8	Alum	3	58100-91D00-019	143,80	M 811
14 - 20 All Loads	9 1/4 R 9	Alum	3	58100-93763-019	143,80	M 911
14 - 19 All Loads	9 1/4 R 10	Alum	3	58100-93773-019	143,80	M 1011
14 - 19 All Loads	9 1/4 R 11	Alum	3	58100-93743-019	143,80	M 1101

## SUZUKI - 20 – 30

**Motor (Jahr):** DT20, 25 (1987-88); DT20, 25 (1983-86); DT25C (1989 Thru); DT30, DT30C (1987-97); DT30 (1983-86); DF25 / 4-Stroke (2000 Thru); DF30 / 4-Stroke (2000 Thru)

Boat Length / Description	Diam. & Pitch / Rotation	Material	Blatt	Nearest OEM Part.-No	Preis	Part-No.
16 - 18 All Loads	10 1/4 R 11	Alum	3	58100-96420-019	143,80	P 101
14 - 16 All Loads	10 1/4 R 12	Alum	3	58100-96430-019	143,80	P 1201
14 - 16 Light Loads	10 1/4 R 13	Alum	3	58100-96440-019	143,80	P 1301
14 - 16 Light Loads	10 1/4 R 14	Alum	3	58100-95D00-019	143,80	P 1401
14 - 16 Light Loads	10 1/4 R 15	Alum	3	58100-96460-019	145,33	P 1501
Sailboat, Workboat	10 1/2 R 9	Alum	3		132,09	992501-121
Sailboat, Workboat	10 1/2 R 10	Alum	3		132,09	992502-121
14 - 16 All Loads	10 1/2 R 11	Alum	3		132,09	992503-121
14 - 16 Light Loads	10 1/8 R 12	Alum	3		132,09	992504-121
14 - 16 Light Loads	10 1/8 R 13	Alum	3		132,09	992505-121
14 - 16 Light Loads	10 1/8 R 14	Alum	3		132,09	992506-121


## SUZUKI - 35 – 65

**Motor (Jahr):** DT35C (1987-90); DT40 (1983 Thru); DF40 / 4-Stroke (1999 Thru); DF50 / 4-Stroke (1999 Thru); DT50, 50M (1983-84); DT55 (1987-90); DT60 (1983-84); DT65 (1985-97)

Boat Length / Description	Diam. & Pitch / Rotation	Material	Blatt	Nearest OEM Part.-No	Preis	Part-No.
19 - 22 All Loads	11 3/4 R 10	Alum	3	48-61812A1	174,13	032045
17 - 19 All Loads	11 5/8 R 11	Alum	3	48-61814A1	174,13	032044
15 - 18 All Loads	11 3/8 R 12	Alum	3	48-61816A1	174,13	032043
14 - 16 All Loads	11 1/8 R 13	Alum	3	48-61818A1	174,13	032042
13 - 15 All Loads	11 1/4 R 14	Alum	3	48-61820A1	174,13	032041
12 - 14 All Loads	11 R 15	Alum	3	48-61822A1	174,13	032040
18 - 21 All Loads	11 1/2 R 11	Alum	3	58100-95222-019	151,09	S 1100
17 - 19 All Loads	11 5/8 R 12	Alum	3	58100-95393-019	151,09	S 1200
15 - 17 All Loads	11 1/2 R 13	Alum	3	58100-94313-019	151,09	S 1300
12 - 14 All Loads	11 3/8 R 14	Alum	3	58100-95353-019	151,09	S 1400
12 - 14 All Loads	11 1/4 R 15	Alum	3	58100-95363-019	151,09	S 1500
Light Loads	11 1/8 R 16	Alum	3	58100-95373-019	151,09	S 1600
Light Loads	11 R 17	Alum	3	58100-95382-019	151,09	S 1700

## SUZUKI - 60 – 140

**Motor (Jahr):** DF60 / 4-Stroke (1998 Thru); DF70 / 4-Stroke (1998 Thru); DT 75+ (1992-97); DT 85+ (1992 Thru); DT90+ (1989-97); DT100 (1989 Thru); DT115+ (1992 Thru); DT140+ (1992 Thru)

Boat Length / Description	Diam. & Pitch / Rotation	Material	Blatt	Nearest OEM Part.-No	Preis	Part-No.
Cruiser, Workboats	14 R 11	Alum	3	58100-99E10-019	180,09	V 1100
19 - 22 All Loads	13 3/4 R 13	Alum	3	58100-99E00-019	198,63	V 1300
17 - 19 All Loads	13 1/2 R 15	Alum	3	58100-94500-019	162,11	V 1500
15 - 18 All Loads	13 1/4 R 17	Alum	3	58100-94512-019	162,11	V 1700
14 - 16 All Loads	13 R 19	Alum	3	58100-94522-019	162,11	V 1900
14 - 16 Light Loads	13 R 21	Alum	3	58100-94532-019	162,11	V 2100
19 - 22 All Loads	13 R 13	Alum	3	58100-95540-019	198,63	U 1300
17 - 19 All Loads	13 R 15	Alum	3	58100-95500-019	162,11	U 1500
15 - 18 All Loads	13 R 17	Alum	3	58100-95511-019	162,11	U 1700
14 - 16 All Loads	13 R 19	Alum	3	58100-95550-019	162,11	U 1900
14 - 16 Light Loads	13 R 21	Alum	3	58100-95521-019	162,11	U 2100
	13 3/8 R 15	SST	3		501,17	993143-110
	13 1/4 R 17	SST	3		501,17	993144-110
	13 1/8 R 19	SST	3		501,17	993145-110
	13 R 21	SST	3		501,17	993146-110



**SUZUKI - 90 – 140 Four Stroke**

*Motor (Jahr): DF90 / 4-Stroke (2001 Thru); DF140 / 4-Stroke (2001); DF115 / 4-Stroke (2001 Thru)*

Boat Length / Description	Diam. & Pitch / Rotation	Material	Blatt	Nearest OEM Part.-No	Preis	Suzuki Prop-Typ
19 - 22 All Loads	14 R 15	Alum	3	58100-90J41-019	210,87	X 1500
17 - 19 All Loads	14 R 17	Alum	3	58100-90J01-019	210,87	X 1700
15 - 18 All Loads	14 R 19	Alum	3	58100-90J11-019	210,87	X 1900
14 - 16 All Loads	14 R 21	Alum	3	58100-90J21-019	210,87	X 2100
14 - 16 Light Loads	14 R 23	Alum	3	58100-90J31-019	210,87	X 2300
	14 R 18	SST	3	99105-00700-18P	533,47	XS 1800
	14 R 20	SST	3	99105-00700-20P	533,47	XS 2000
	14 R 22	SST	3	99105-00700-22P	533,47	XS 2200
	14 R 24	SST	3	99105-00700-24P	533,47	XS 2400
	14 L 18	SST	3	58200-92J00	775,98	XSZ 1800
	14 L 20	SST	3	58200-92J10	775,98	XSZ 2000
	14 L 22	SST	3	58200-92J20	775,98	XSZ 2200
	14 L 24	SST	3	58200-92J30	775,98	XSZ 2400

**SUZUKI - 150 – 225**

*Motor (Jahr): DT 150 (1986 Thru); DT 175 (1986-92); DT 200 (1986 Thru); DT 225 (1990 Thru)*

Boat Length / Description	Diam. & Pitch / Rotation	Material	Blatt	Nearest OEM Part.-No	Preis	Part.-No.
	14 1/4 R 17	SST	3		539,42	993043-104
	14 1/8 R 19	SST	3		539,42	993044-104
	14 R 21	SST	3		539,42	993045-104
	13 7/8 R 23	SST	3		539,42	993046-104
	14 5/8 R 16	SST	4		580,00	993203-104
	14 3/8 R 18	SST	4	580,00	993204-104	
	14 1/8 R 20	SST	4	580,00	993205-104	
	14 R 22	SST	4	580,00	993206-104	

**SUZUKI - 150 – 175 Four Stroke**

*Motor (Jahr): DF 150 (2005); DF 175 (2005)*

Boat Length / Description	Diam. & Pitch / Rotation	Material	Blatt	Nearest OEM Part.-No	Preis	Suzuki Prop-Typ
	15 1/2 R 17	SST	3	58200-96J00-000	769,68	RR1700
	15 1/4 R 19	SST	3	58200-96J10-000	769,68	RR1900
	15 R 21	SST	3	58200-96J20-000	769,68	RR2100
	14 3/4 R 23	SST	3	58200-96J30-000	769,68	RR2300
	14 1/2 R 25	SST	3	58200-96J40-000	769,68	RR2500
	14 1/2 R 27	SST	3	58200-96J50-000	769,68	RR2700
	15 1/2 L 17	SST	3	58200-96JA0-000	769,68	RC1700
	15 1/4 L 19	SST	3	58200-96JB0-000	769,68	RC1900
	15 L 21	SST	3	58200-96JC0-000	769,68	RC2100
	14 3/4 L 23	SST	3	58200-96JD0-000	769,68	RC2300
	14 1/2 L 25	SST	3	58200-96JE0-000	769,68	RC2500
	14 1/2 L 27	SST	3	58200-96JF0-000	769,68	RC2700

**SUZUKI - 200 – 225 – 250 – 300 Four Stroke**

*Motor (Jahr): DF 200 (2004 Thru); DF 225 (2004 Thru); DF 250 (2004 Thru); DF 300 (2006 Thru)*

Boat Length / Description	Diam. & Pitch / Rotation	Material	Blatt	Nearest OEM Part.-No	Preis
	16 R 17	SST	3	58200-93J00-000	769,57
	16 R 18.5	SST	3	58200-93J10-000	769,57
	16 R 20	SST	3	58200-93J20-000	769,57
	16 R 21.5	SST	3	58200-93J30-000	769,57
	16 R 23	SST	3	58200-93J40-000	769,57
	16 R 24.5	SST	3	58200-93J50-000	769,57
	16 R 26	SST	3	58200-93J60-000	769,57
	16 R 27.5	SST	3	58200-93J70-000	769,57
	16 L 17	SST	3	58200-93JA0-000	769,57
	16 L 18.5	SST	3	58200-93JB0-000	769,57
	16 L 20	SST	3	58200-93JC0-000	769,57
	16 L 21.5	SST	3	58200-93JD0-000	769,57
	16 L 23	SST	3	58200-93JE0-000	769,57
	16 L 24.5	SST	3	58200-93JF0-000	769,57
	16 L 26	SST	3	58200-93JG0-000	769,57